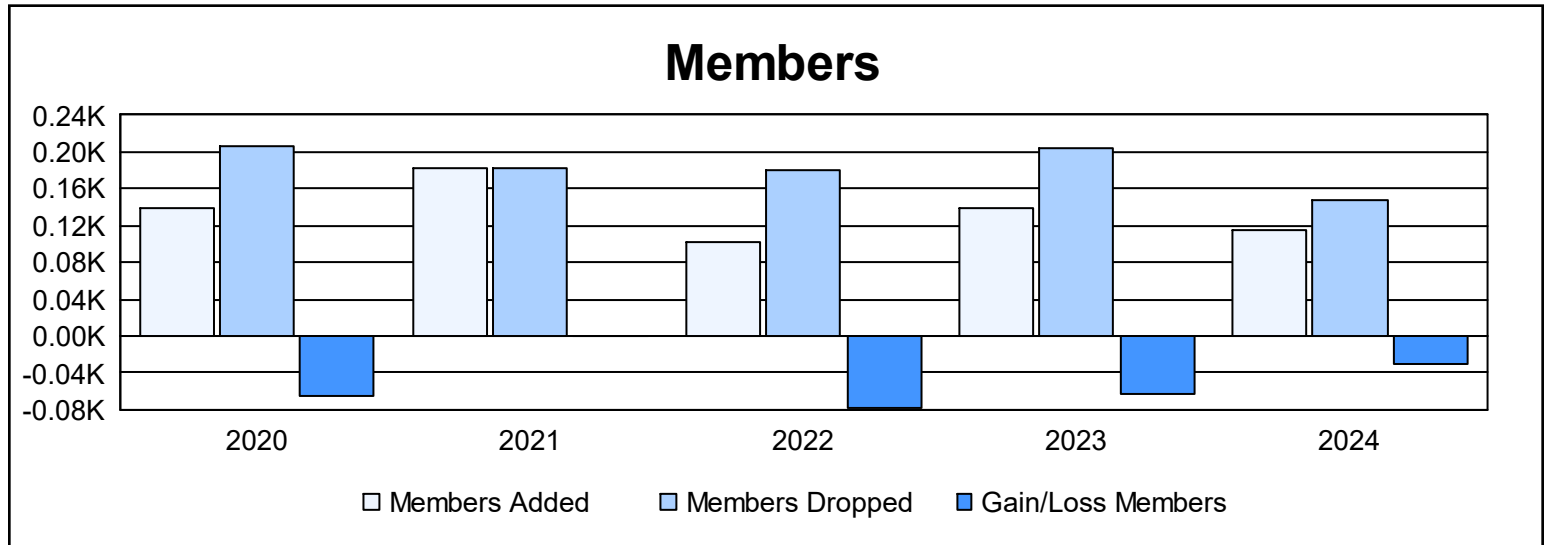
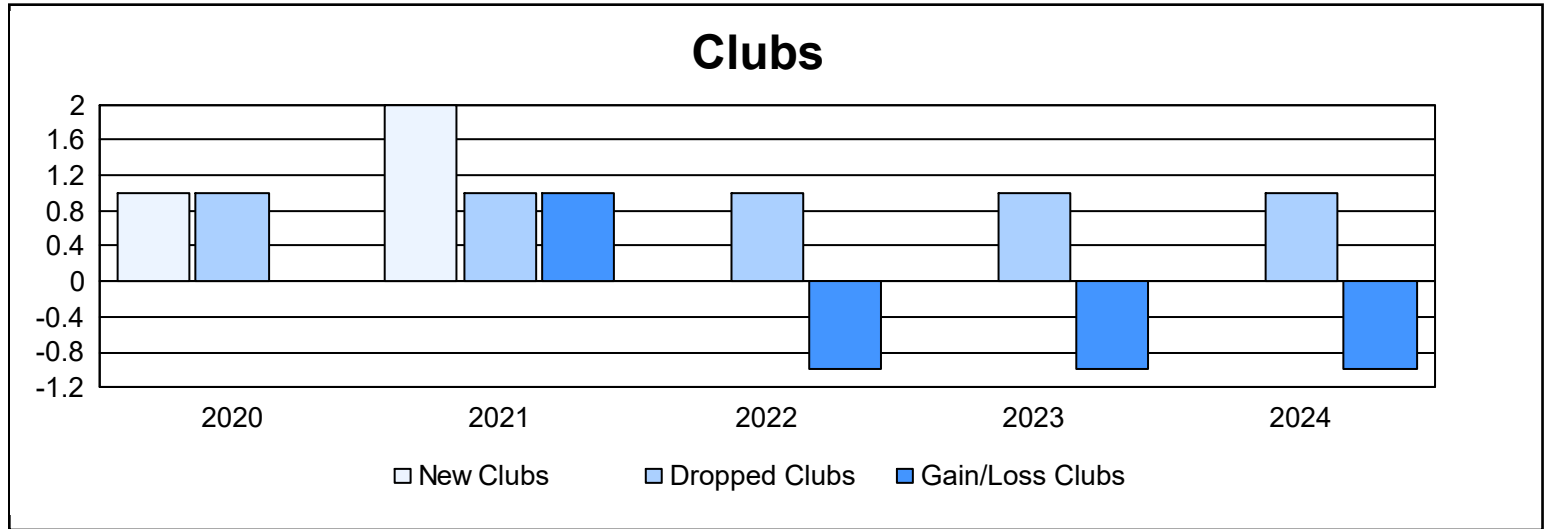
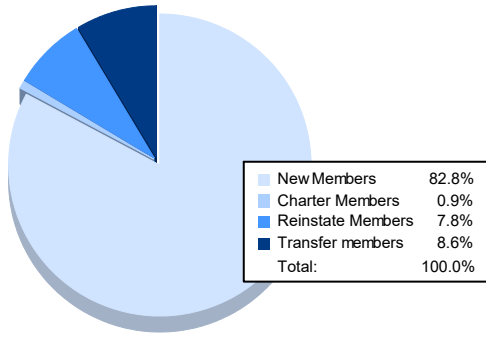


Year	New Clubs	Dropped Clubs	Gain/ Loss Clubs	New Members	Charter Members	Reinstate Members	Transfer Members	Total Member Added	Total Members Dropped	Gain/ Loss Members
2019-2020	1	1	0	103	27	2	8	140	206	-66
2020-2021	2	1	1	102	56	15	10	183	182	1
2021-2022	0	1	-1	94	1	3	4	102	181	-79
2022-2023	0	1	-1	107	2	8	23	140	203	-63
2023-2024	0	1	-1	96	1	9	10	116	147	-31
<b>Average</b>	<b>1</b>	<b>1</b>	<b>0</b>	<b>100</b>	<b>17</b>	<b>7</b>	<b>11</b>	<b>136</b>	<b>184</b>	<b>-48</b>



### Membership Composition June 2024 Cumulative



### Gender Composition June 2024 Cumulative

